






WILDLIFE MANAGEMENT UNIT G

-  Wildlife Management Unit boundary
-  Town boundary
-  State or Federal Land or Easement
-  Highway
-  River or Shoreline

