


State-level estimates

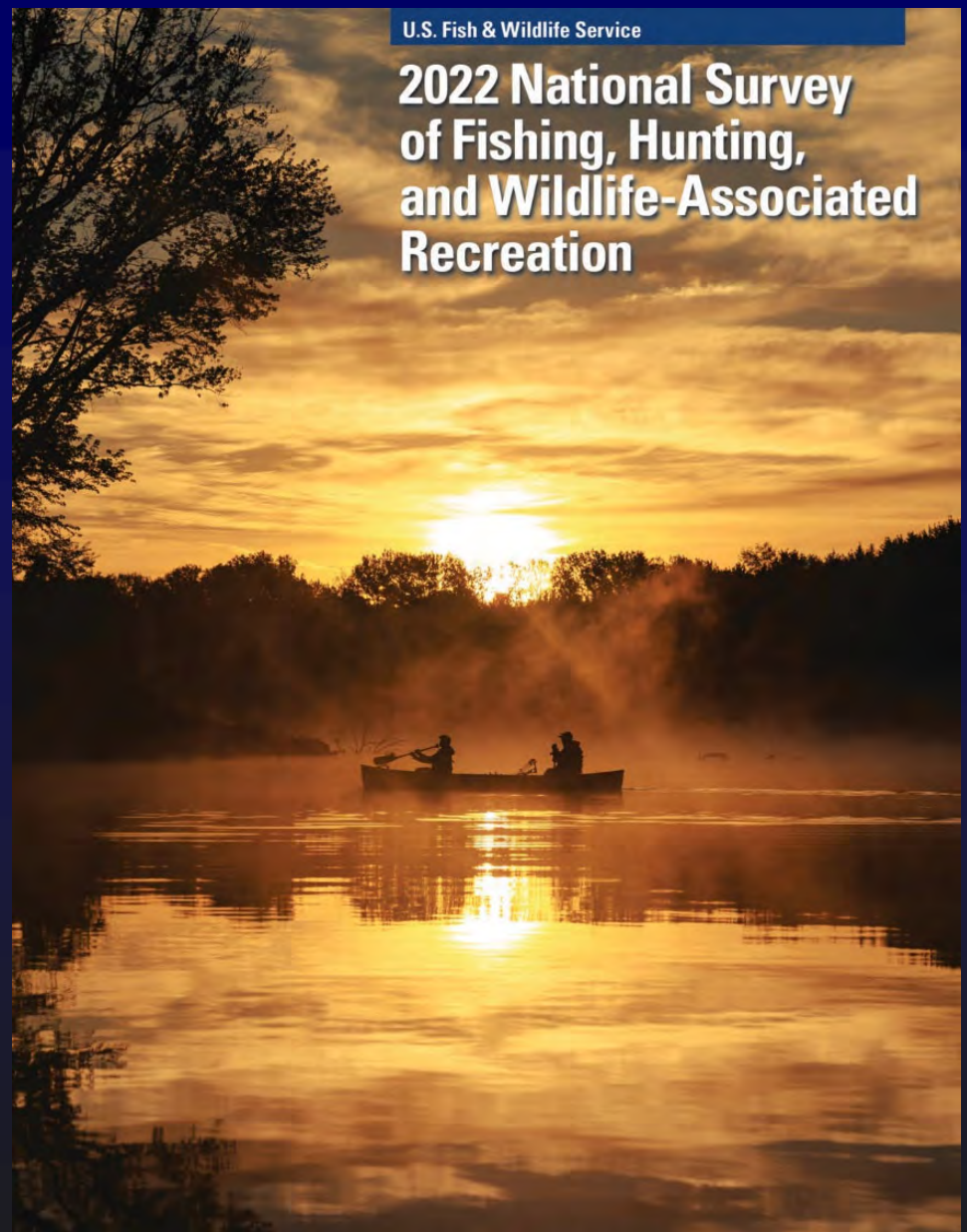
NH survey completed in coordination with the 2022 National Survey of Fishing, Hunting, and Wildlife-Associated Recreation (FHWAR)

Information provided on hunters, anglers and wildlife watchers:

- Participation
- Expenditures



- The National Survey has been conducted since 1955 and is one of the oldest continuing recreation surveys.
- Typically conducted every five years.
- An updated snapshot of fishing, hunting, and wildlife watching.



- The National Survey is jointly managed by the U. S. Fish and Wildlife Service (FWS) and the Association of Fish and Wildlife Agencies (AFWA).
- It is conducted through a Multi-state Conservation grant funded from the Wildlife Restoration Fund and the Sport Fish and Boating Trust fund.
- NORC at the University of Chicago (NORC) was selected by AFWA to administer the 2022 Survey.

- The Survey collects information from U.S. residents on the number of anglers, hunters, and wildlife watchers, how often they participate, and how much they spend on their activities in the United States.
- Data was collected in two phases:
 - Screening interviews - 42,340 households nationwide. One adult household member provided information for up to four adults age 16 and older and up to four children ages 6-15.
 - Covered 2021 participation and expected 2022 activities.

- Detailed interview waves - 105,698 respondents completed surveys covering only his or her own 2022 activity and expenditures.
- Interviews were conducted with samples of likely anglers, hunters, and wildlife watchers who were identified in the screening phase.
- Respondents in the second survey phase were limited to those who were at least 16 years old.
- Interviews were conducted via the web, telephone, and self-administered questionnaire.

KEY HIGHLIGHTS FROM THE NATIONAL FHWAR SURVEY

- In 2022 for individuals ages 16 and older:
 - 39.9 million people fished
 - 14.4 million hunted
 - 148.3 million participated in at least one type of wildlife-watching activity
- Total expenditures for wildlife-related recreation in 2022:
 - \$394.8 billion

Fishing Highlights



In 2022, 39.9 million U.S. residents 16 years old and older enjoyed a variety of fishing opportunities throughout the U.S. anglers fished 785 million days and took 463 million fishing trips. They spent \$99.4 billion in fishing-related expenses during the year. Freshwater anglers numbered 35.1 million. They fished 559 million days and took 359 million trips to freshwater in 2022. Saltwater fishing attracted 12.7 million anglers who enjoyed 104 million trips to saltwater on 123 million days.

Total Fishing

Anglers	39.9 million
Freshwater	35.1 million
Saltwater	12.7 million
Days	785 million
Freshwater	559 million
Saltwater	123 million
Trips	463 million
Freshwater	359 million
Saltwater	104 million

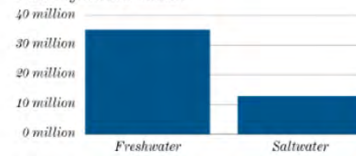
Expenditures\$99.4 billion

Note: Detail does not add to total because of multiple responses and nonresponse.

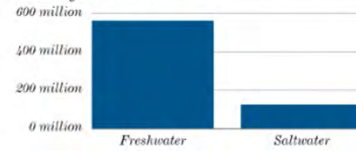
Sources: Tables 1 and 3.

Fishing

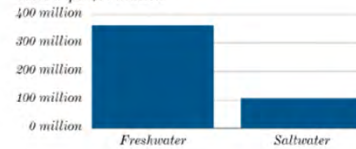
Total anglers: 39.9 million



Total days: 785 million



Total trips: 463 million


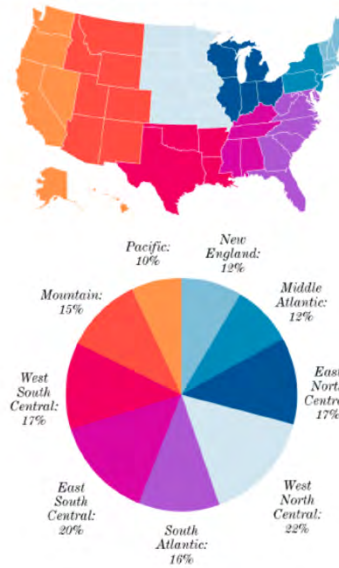


Participation by Geographic Division

In 2022, 259 million people 16 years old and older lived in the United States and 1 of 7 of these residents went fishing. The participation rate is the percent of each demographic group that fished. While the national participation rate was 15 percent, the divisional rates ranged from 10 percent in the Pacific to 22 percent in the West North Central Division. The East South Central, West North Central, East North Central, West South Central, and South Atlantic Divisions all reported participation rates above the national rate. The New England, Middle Atlantic, and Pacific Divisions fell below the national rate.

Angling Participation by Geographic Division

National participation rate: 15%



<https://www.fws.gov/program/national-survey-fishing-hunting-and-wildlife-associated-recreation-fhwar>

- The 2022 National FHWAR Survey focused on high level national information.
- Only basic participation numbers were summarized by Geographic Region (e.g. New England).
- In past years, the National Survey provided detailed individual state reports at no cost to the state, which could no longer be sustained.
- New with the 2022 survey was the opportunity for states to opt-in to purchase state-level reports by contracting directly with NORC.

- Survey methods and questionnaires would be the same to leverage the sampling that would already occur and for comparability with national results.
- Participating states worked with NORC to determine needed state sampling levels for statistically reliable results.
- New Hampshire was one of three New England states to opt-in to a state-level report of participation and expenditure estimates.

Highlights of New Hampshire 2022 FHWAR Report

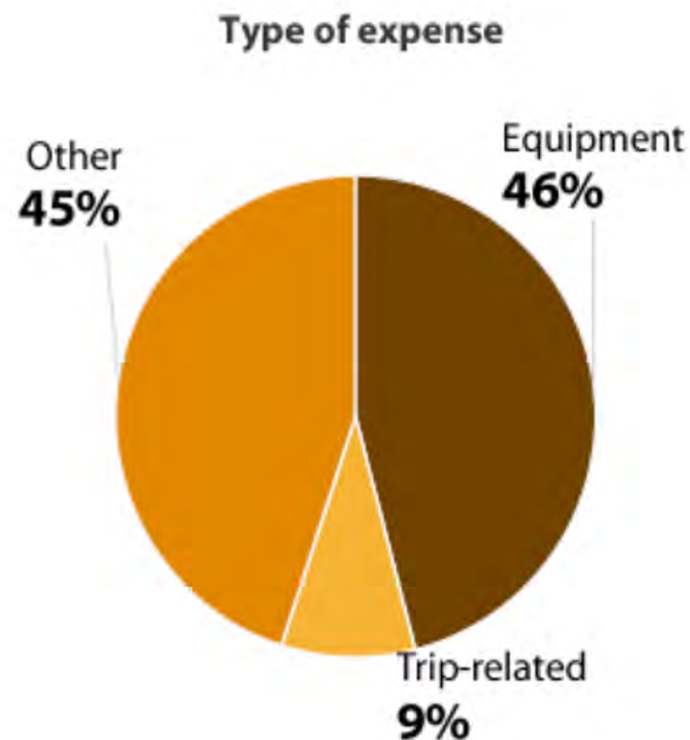
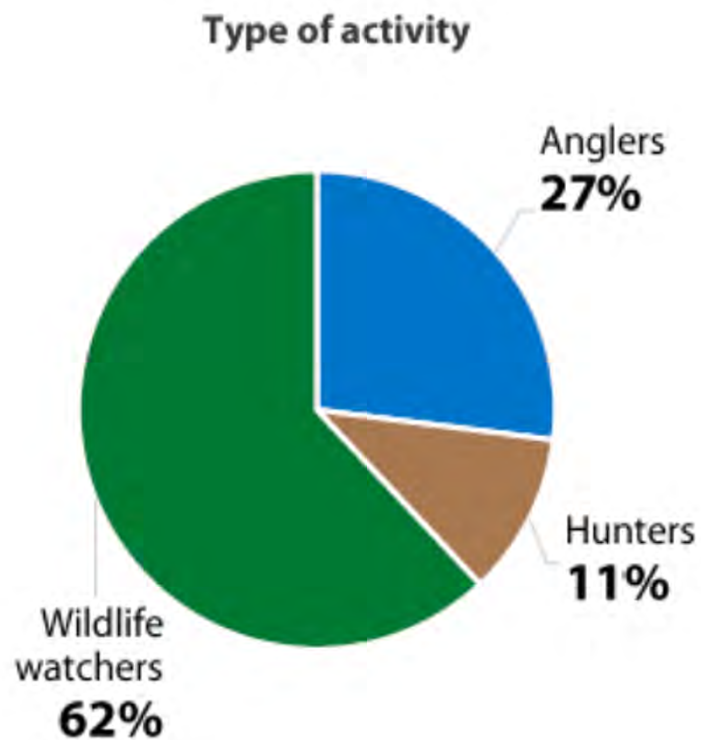
Participation in NH

- 830,000 NH residents age 16 and older participated in wildlife-associated recreation activities.
 - 161,000 fished
 - 49,000 hunted
 - 824,000 watched wildlife



Overall, state residents and nonresidents spent \$5.2 billion on wildlife associated recreation in New Hampshire in 2022.

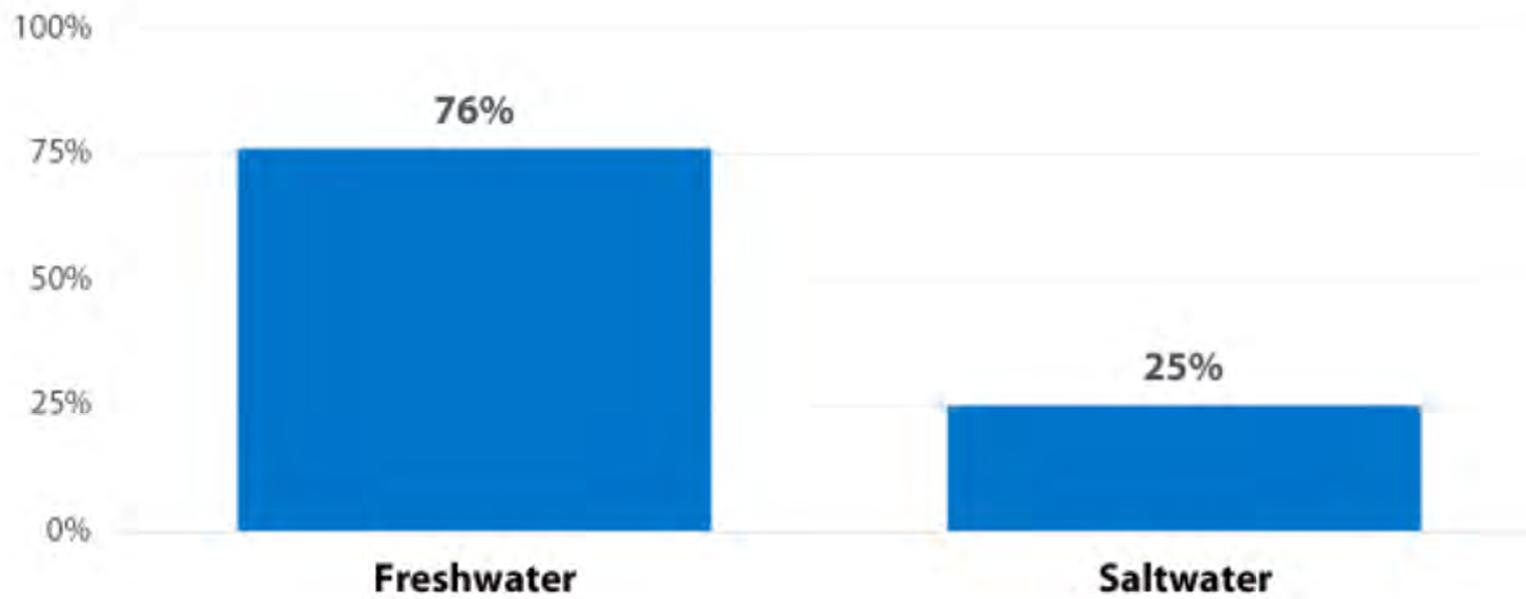
Percent total 2022 expenditures



Graphic from 2022 NH FHWAR State Report
Prepared by: NORC at the University of Chicago

161,000 state residents age 16 and older fished in New Hampshire in 2022.

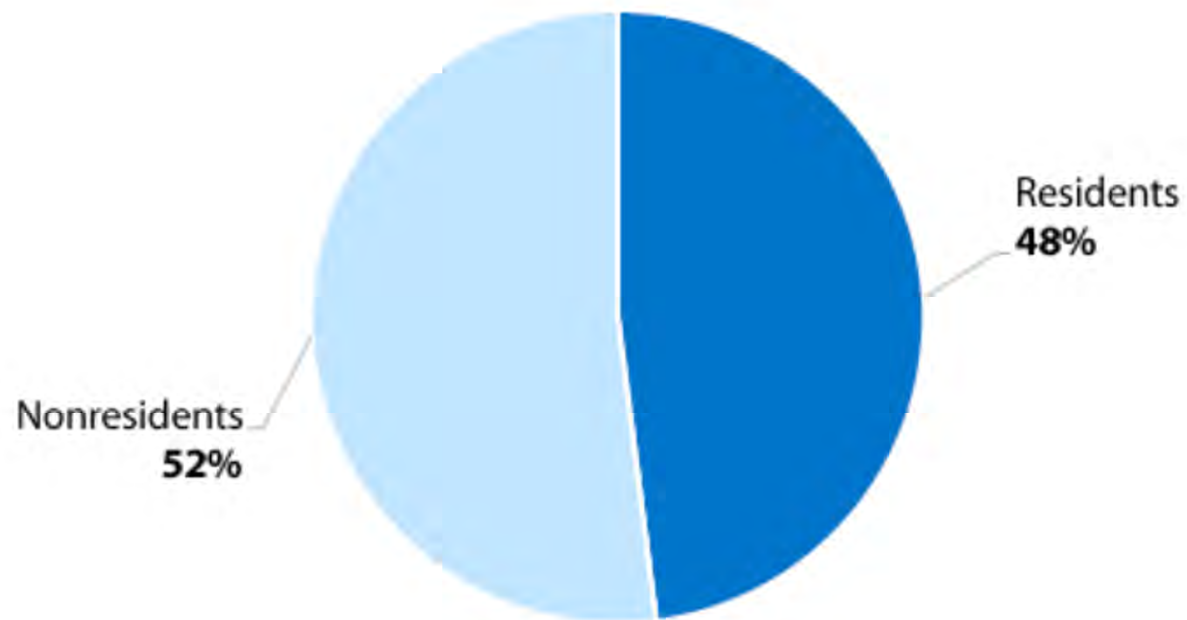
Percent New Hampshire resident anglers in New Hampshire age 16 and older



Graphic from 2022 NH FHWAR State Report
Prepared by: NORC at the University of Chicago

Overall, 334,000 state residents and nonresidents age 16 and older fished in New Hampshire in 2022.

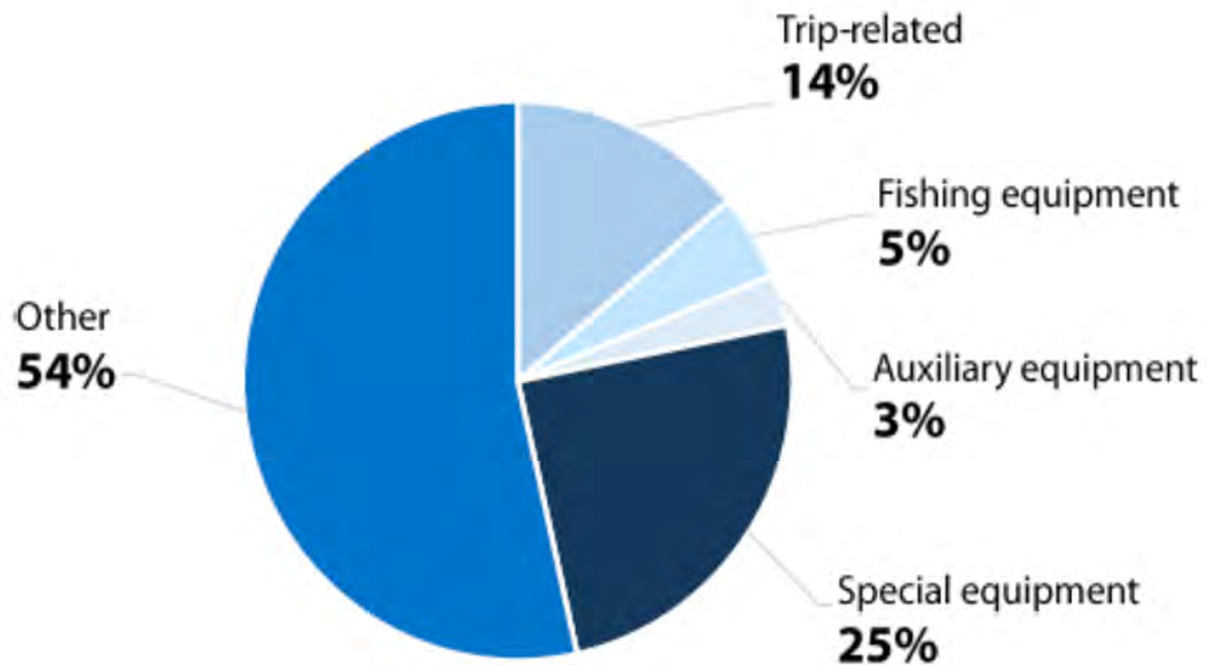
Percent anglers in New Hampshire age 16 and older



Graphic from 2022 NH FHWAR State Report
Prepared by: NORC at the University of Chicago

Overall, anglers in New Hampshire spent \$1.4 billion in 2022.

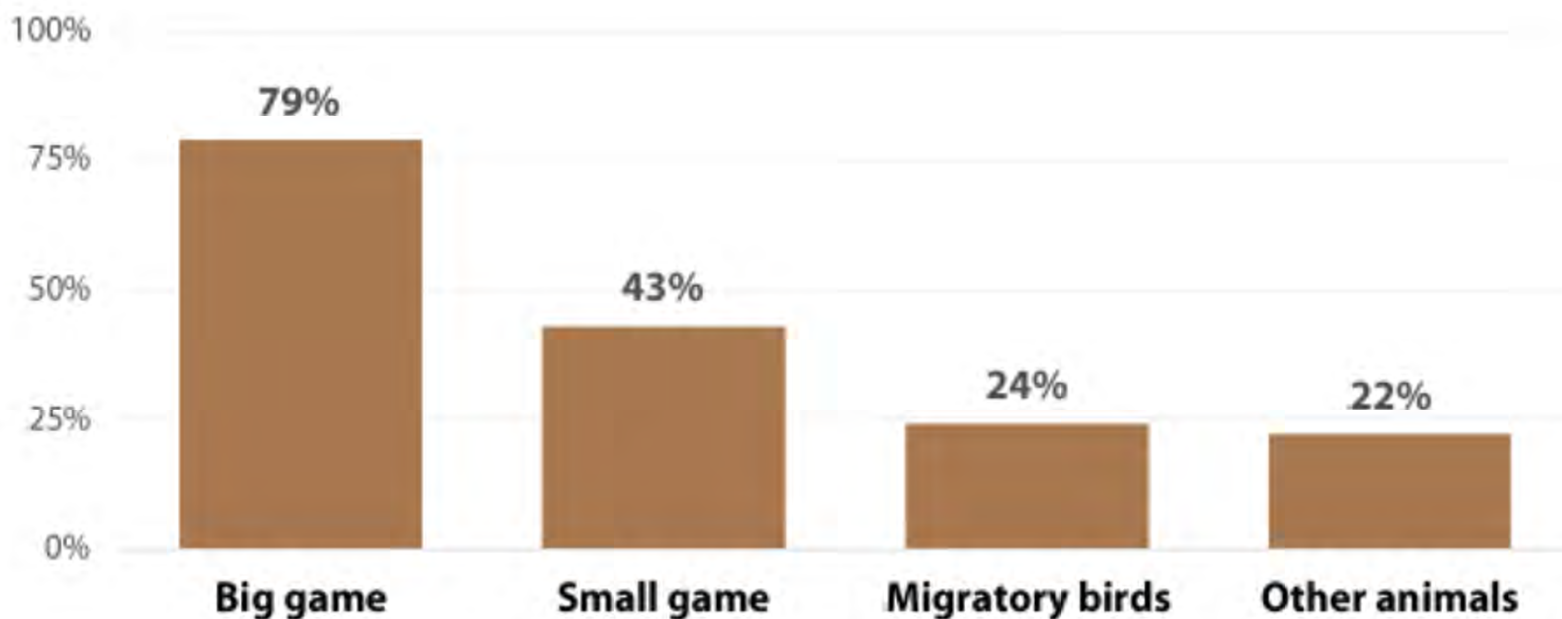
Percent total angler expenditures



Graphic from 2022 NH FHWAR State Report
Prepared by: NORC at the University of Chicago

Overall, 85,000 state residents and nonresidents age 16 and older hunted in New Hampshire in 2022.

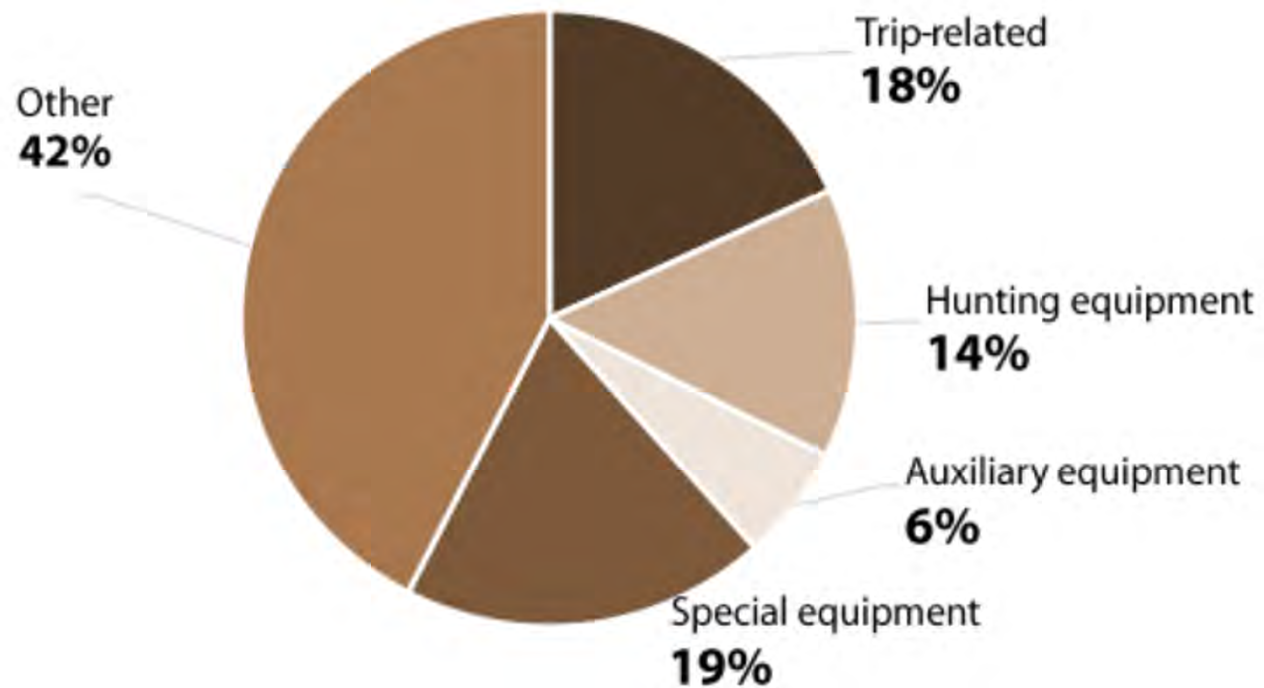
Percent hunters in New Hampshire age 16 and older



Graphic from 2022 NH FHWAR State Report
Prepared by: NORC at the University of Chicago

Overall, hunters in New Hampshire spent \$580 million in 2022.

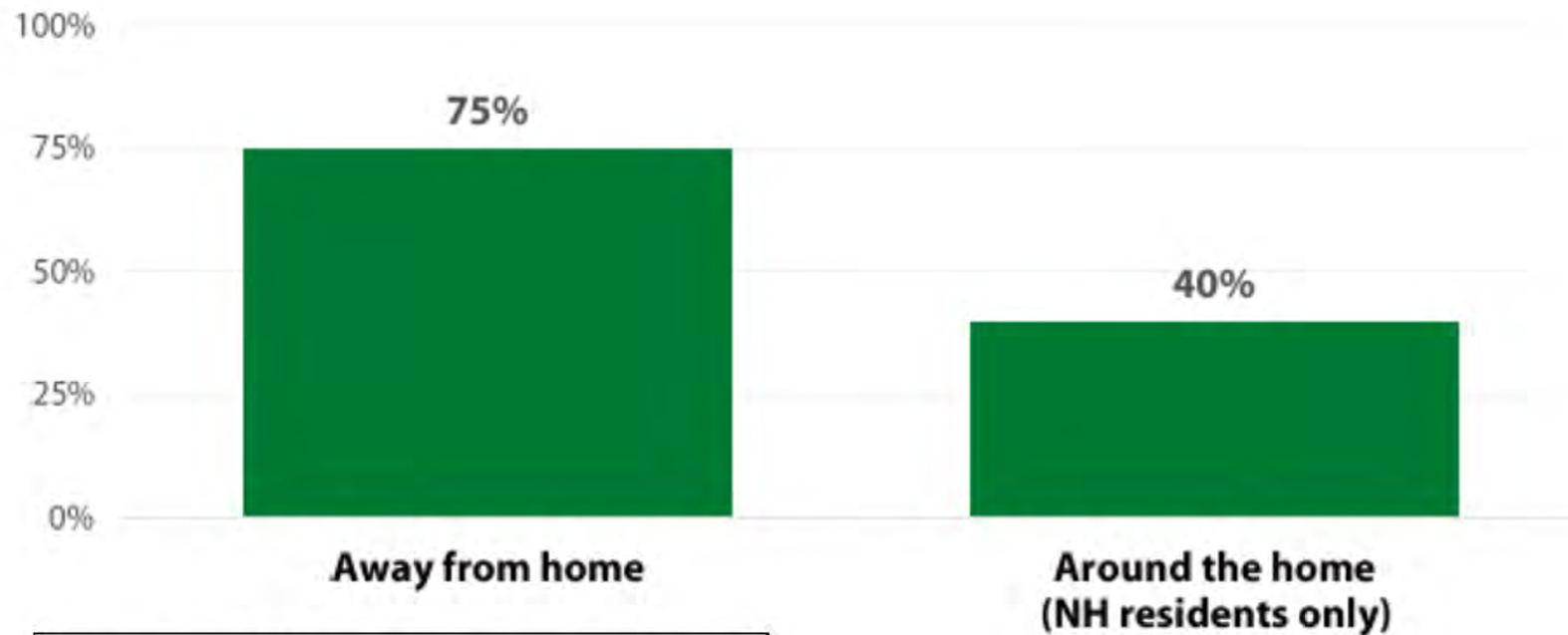
Percent total hunter expenditures



Graphic from 2022 NH FHWAR State Report
Prepared by: NORC at the University of Chicago

Overall, 2.0 million state residents and nonresidents age 16 and older watched wildlife in New Hampshire in 2022.

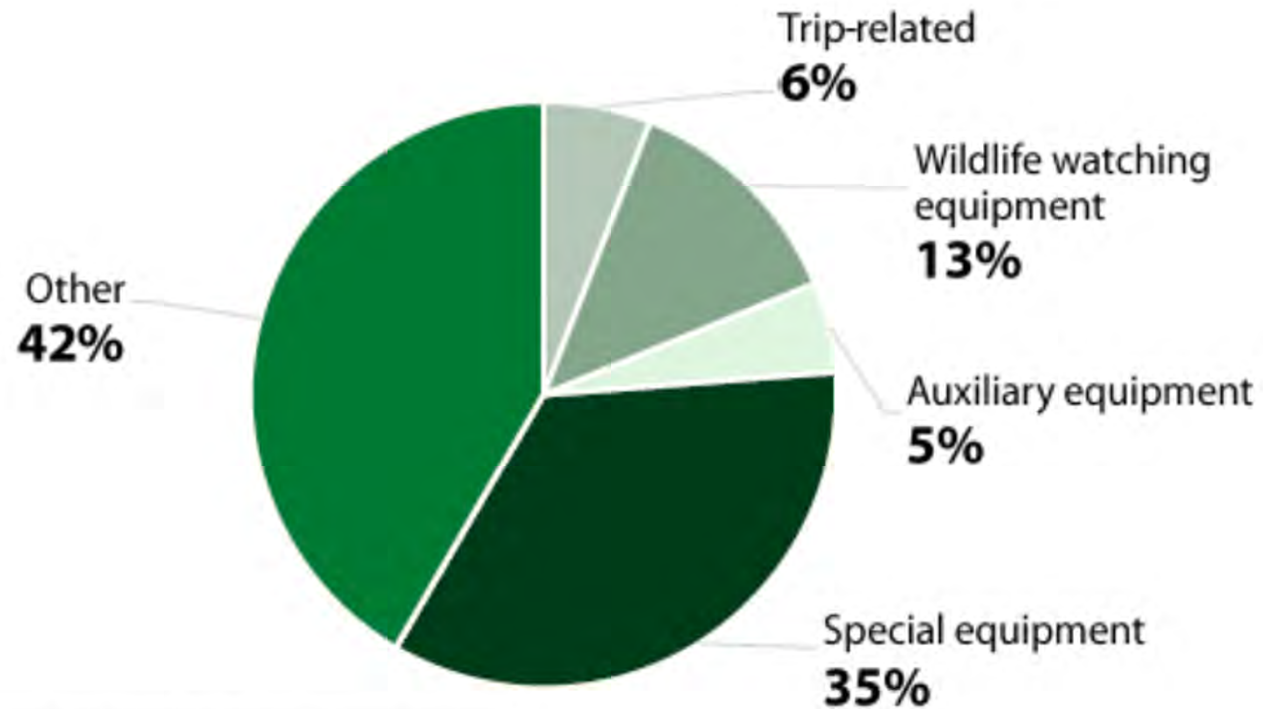
Percent wildlife watchers in New Hampshire age 16 and older



Graphic from 2022 NH FHWAR State Report
Prepared by: NORC at the University of Chicago

Overall, wildlife watchers in New Hampshire spent \$3.3 billion in 2022.

Percent total wildlife watcher expenditures



Graphic from 2022 NH FHWAR State Report
Prepared by: NORC at the University of Chicago

“Time spent in nature is an important part of the human experience ... These numbers demonstrate how important our public lands and wild places are not just for the well-being of people who enjoy them, but as an economic engine that provides thousands of jobs and sustains businesses, economies and communities throughout the nation.”

Press Release

Martha Williams

Director Fish and Wildlife Service